PLAST I HAVET

Per-Erik Schulze, marin rådgiver, Naturvernforbundet

D.D.T.

WHAT'S HOT ?


Foto: Espen Mariussen

Foto:Bo Eide

BEACH 1/2

Frøya, Norway

BEACH 2/2

Porsgrunn, Norway

Foto: Prestgaard og Andersen

WHO ELSE ?

P20
REMOVE

IDENTIFYING THE SOURCES

PACKAGING

IDENTIFYING THE SOURCES

PACKAGING	SANITARY				

IDENTIFYING THE SOURCES

PACKAGING	SANITARY	CONSTRUCTION &FARMS			

IDENTIFYING THE SOURCES

PACKAGING	SANITARY	CONSTRUCTION &FARMS	FISHERY & SEAFARMS		

1/3

IT'S AFRICA AND ASIA

Plastic waste produced and mismanaged

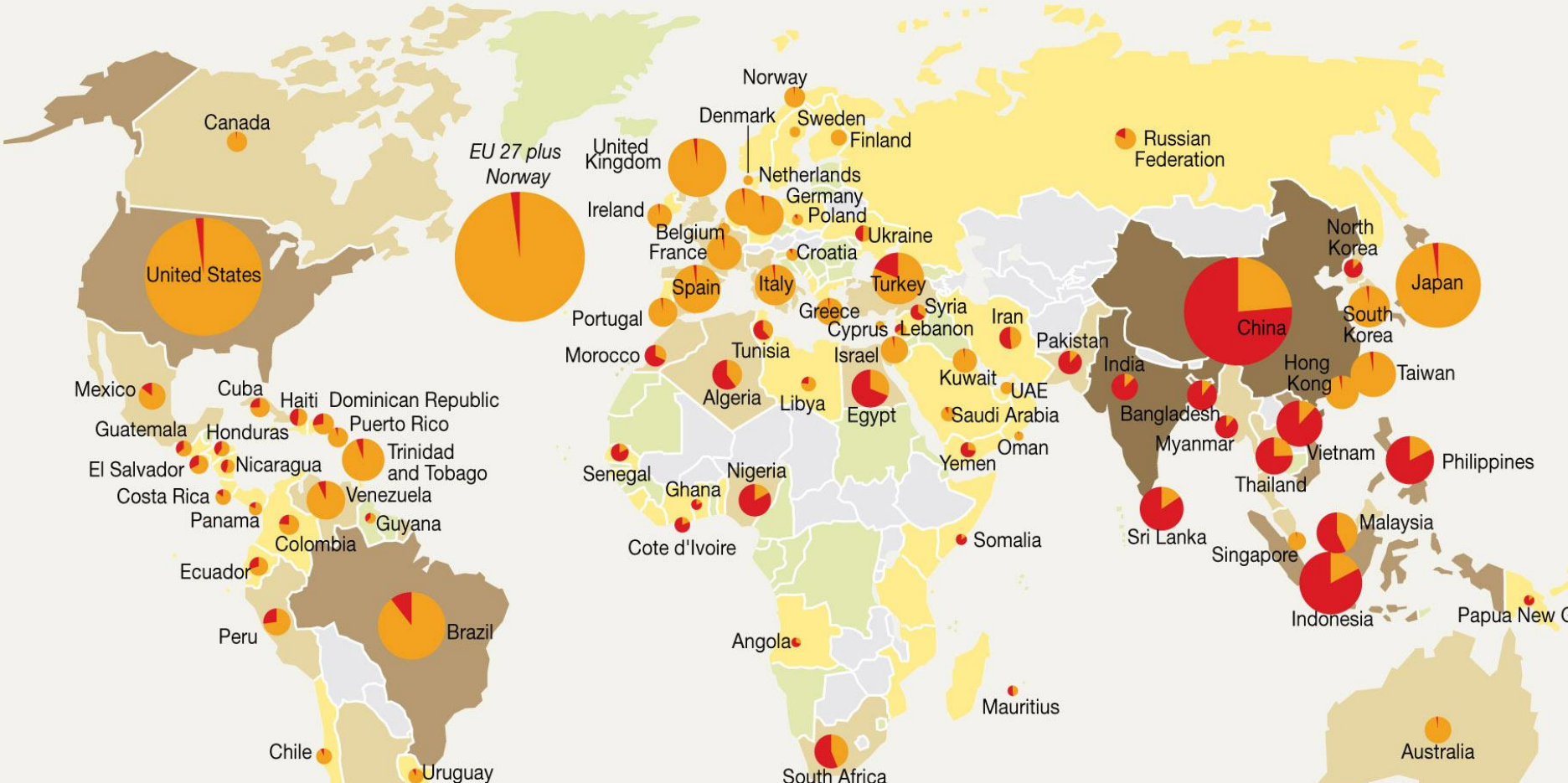

GREENLAND SEA
BARENTS SEA
NORWEGIAN SEA
70°N
60°N
Arctic waters
Atlantic waters
Coastal waters



A deep dive into our
plastic ocean
Knowledge is the key to understanding all **the ways plastics end up in the ocean**, and what **we can do to prevent it** from happening.
mepex
HOLD NORGE RENT

mepex

HOLD NORGE RENT

OPPRINNELSE

77 % av produktene vi har funnet geografisk opprinnelse til er norske.

Plastic input into the oceans

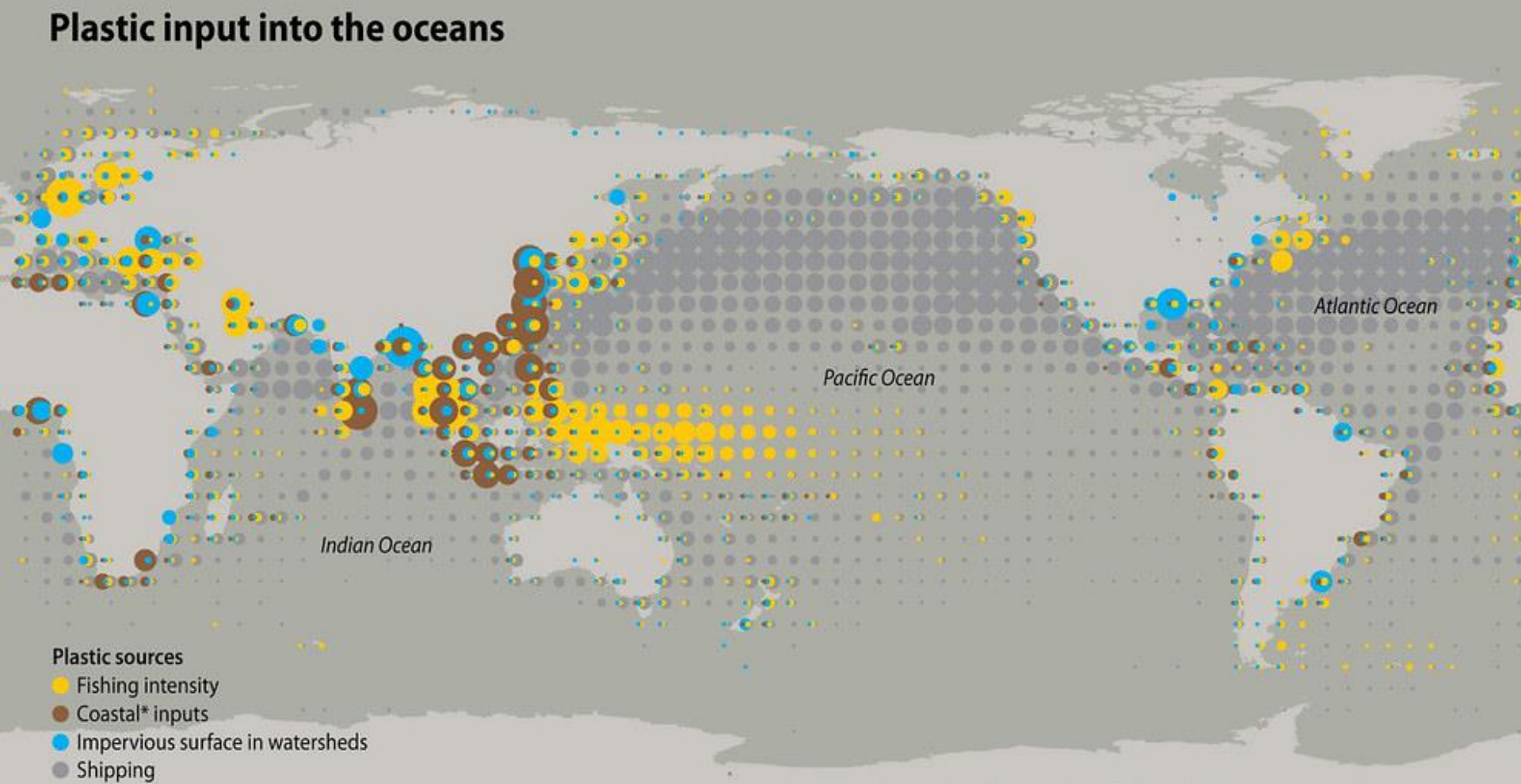

*Includes mismanaged waste combined with population density

Note: the map utilizes a dimensionless model source input binned on 5x5 degree bins. Circles are indicative of the amplitude of the

Data courtesy of Laurent Lebreton/The Ocean Cleanup.

Sources: IPCC scenario SRES B2; Jambeck, J., R., et al., Plastic waste inputs from land into the
Science, 2015; Watson, R. A., et al., Global marine yield halved as fishing intensity redouble

2/3

HOW LONG UNTIL IT'S GONE?

Estimated decomposition rates of common marine debris items

KAST IKKE
S-POSEN
I NATUREN

Polly
Potet
Løv

Polly
Francke poteter
sprøstekt i jordnøttolje
Pote
Løv
og kjølig (5 – 14°C).
Bør bru es innen:
SEPT
73
ca. 25 g

2/3

2050 PLASTIC > FISH

Foto: Christian Hagstrøm, dollyrope fisket på krok i Skagerrak

NOW WHAT?

Global plastic production...

Million tonnes, 2013

...and future trends

Million tonnes

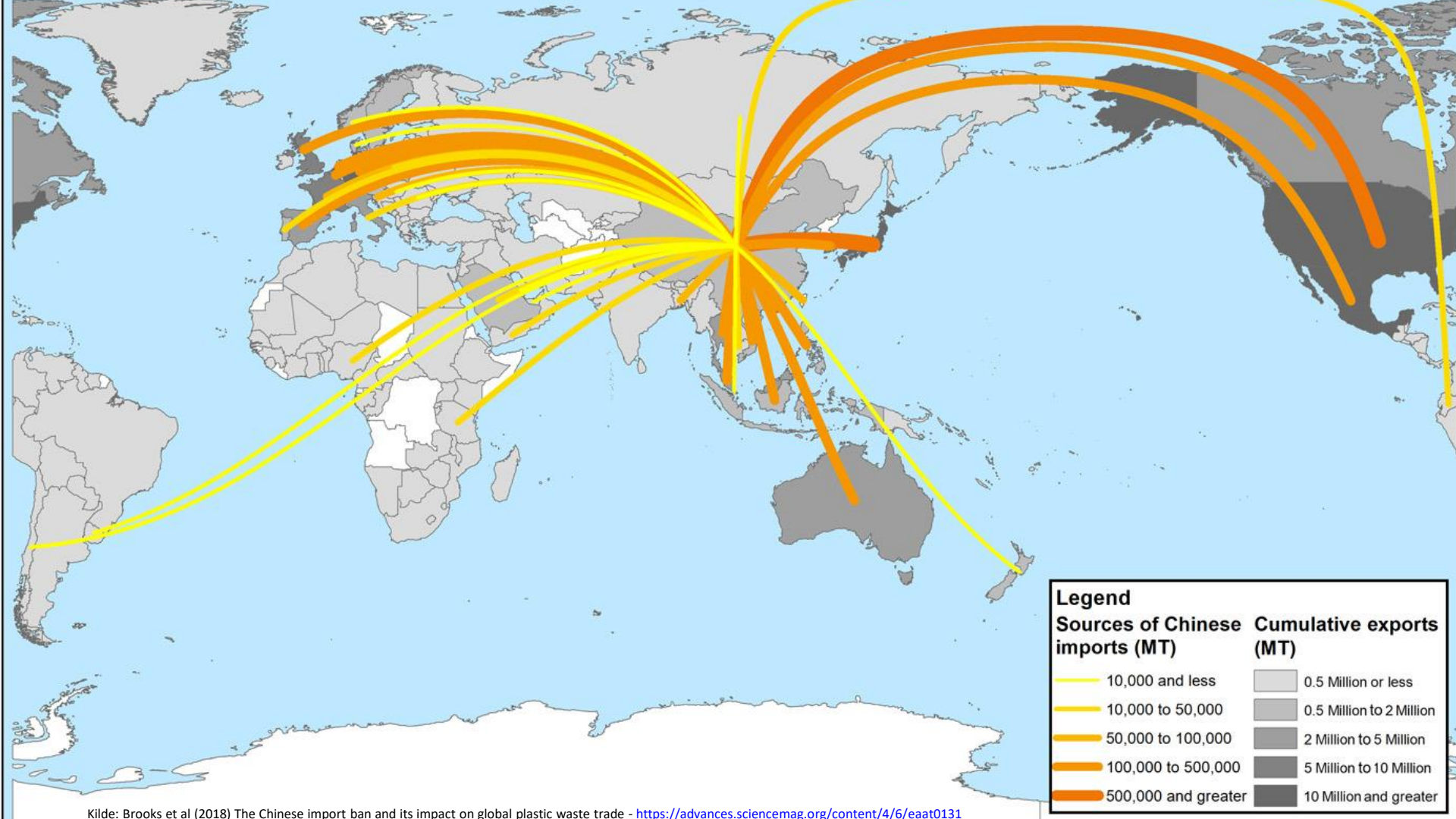

Kilde: Brooks et al (2018) The Chinese import ban and its impact on global plastic waste trade - https://advances.sciencemag.org/content/4/6/eaat0131

Photos are Naturvernforbundet, except courtesy of: NASA, Espen Mariussen, Bo Eide, Prestgaard Andersen, Wieger v Brunschot, Christian Hagstrøm, Oslofjorden Friluftsråd, Naturvernforbundet Hordaland
Figures on plastic stats are from Grid Arendal Marine Litter Vital Graphics https://www.grida.no/publications/60